

HELI

SERIES



REAR DRIVE  
**1.5 ton**  
THREE WHEEL  
AC ELECTRIC FORKLIFT

STANDARD EQUIPMENT

- Wide view duplex mast
- Standard fork
- II (III) fork carriage
- Fork bracket
- Control valve
- Battery group
- Standard seat
- Overhead guard
- Overhead guard raincoat
- Super-elastic tyre
- Traction bar
- Relevant tools

OPTIONS AND ATTACHMENTS

- Carrying ram
- Load stabilizer
- Widened fork carriage
- Longer forks
- lifting hook
- Crane boom
- Load ejector
- Dumping fork
- Fork extended cover
- Rotating flat holding clip
- Side shifter
- Roll Clamp
- Auxiliary hydraulic valve components
- Beacons
- Tilt cylinder jacket
- Colored tires (white/green)
- rear work light
- Wide view full 2/3-stage mast
- Steel fence
- User can specify the color
- Multi-purpose barrels clamp

ANHUI HELI CO., LTD.  
ROAD 15 WEST WANGJIANG ROAD, HEFEI, ANHUI, P.R. CHINA  
TEL (86 551) 63639068, 63639258, 63639358  
FAX (86 551) 63639966  
WEBSITE <http://www.helichina.com>

AUTHORIZED DEALER



© 2013 heli copy right

Catalog No. 2013.05 HELI Print




REAR DRIVE

**1.5ton**  
THREE WHEEL  
AC ELECTRIC FORKLIFT

SERIES

HELI

CHINESE EXPORT BRAND  
Recommended  
By China Chamber of Commerce for Import and Export of Machinery  
And Electric Products



AC ELECTRIC FORKLIFT  
**THREE WHEEL 1.5 ton**

SERIES

HELI

Newly designed wide-view mast




The newly designed wide-view mast enlarges operators' view effectively and reduce the blind area to provide a clearer vision.

Compact structure



The truck structure is compact, small, suitable for operation in narrow area.

Excellent maintenance performance



The lifting and Driving with the AC motor, Front axle with wet brake, free maintenance;

High efficient loading /unloading performance

The newly designed hydraulic system and hydro-cylinder is to provide more efficient loading /unloading performance;

**↑33%**  
THE MAXIMUM LIFTING SPEED WITHOUTLOAD IS INCREASED BY 33%

**↑16.7%**  
THE MAXIMUM LIFTING SPEED WITH LOAD IS INCREASED BY 16.7%




- ✓ New low-speed & high-torque lifting motor
- ✓ Lifting controller
- ✓ New low-noise gear pump with differential tooth technology
- ✓ New dynamic load sensing technology in hydraulic system

Comfortable operator space



More intelligent performance



- ✓ AC traction controller
- ✓ AC lifting controller
- ✓ Emergency power shut-down
- ✓ Controller self-protecting
- ✓ Standard CAN BUS
- ✓ Self-barking on ramp
- ✓ Preventing disordered operating
- ✓ Operator presence sensing system

New drive system



The wonderful combination of AC drive motor and Large ratio gearbox fully enhance the performance of driving; With the use of the renewable energy technology ,the forklift is more efficient and energy-saving.

**↑33%**  
THE MAXIMUM DRIVING SPEED WITH LOAD IS INCREASES BY 33%

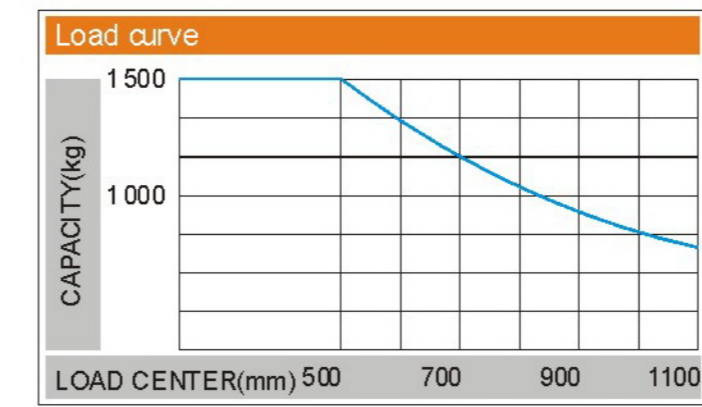
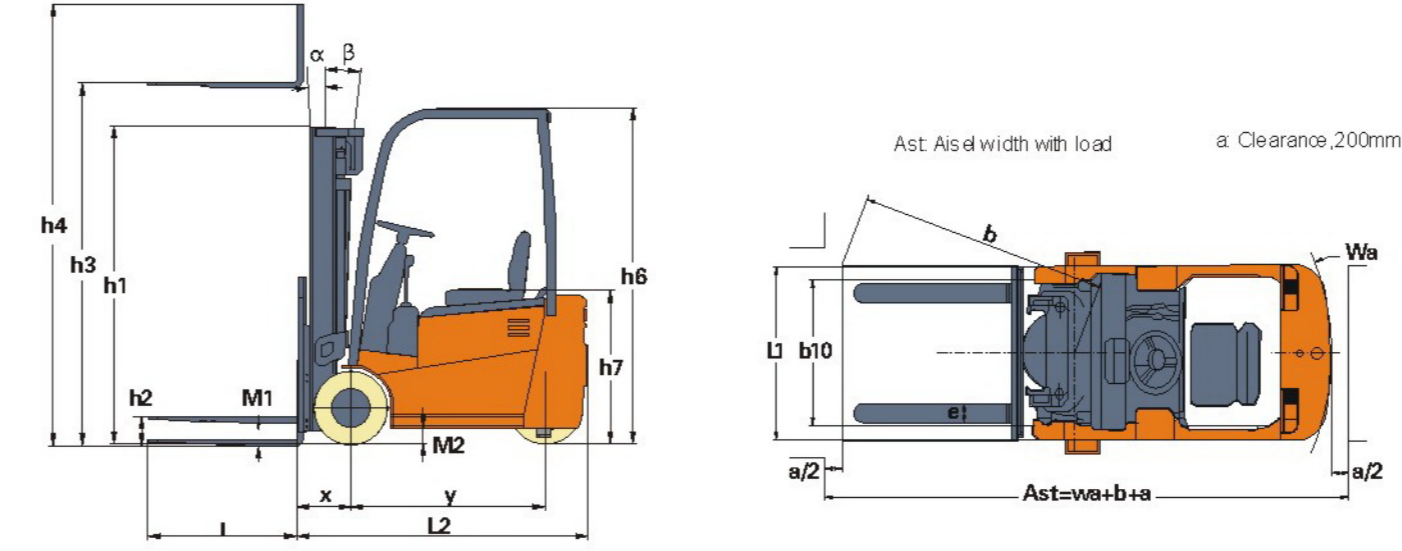
**↑13.6%**  
THE MAXIMUM DRIVING SPEED WITHOUT LOAD IS INCREASES BY 13.6%

REAR DRIVE  
THREE WHEEL  
AC ELECTRIC FORKLIFT **1.5**

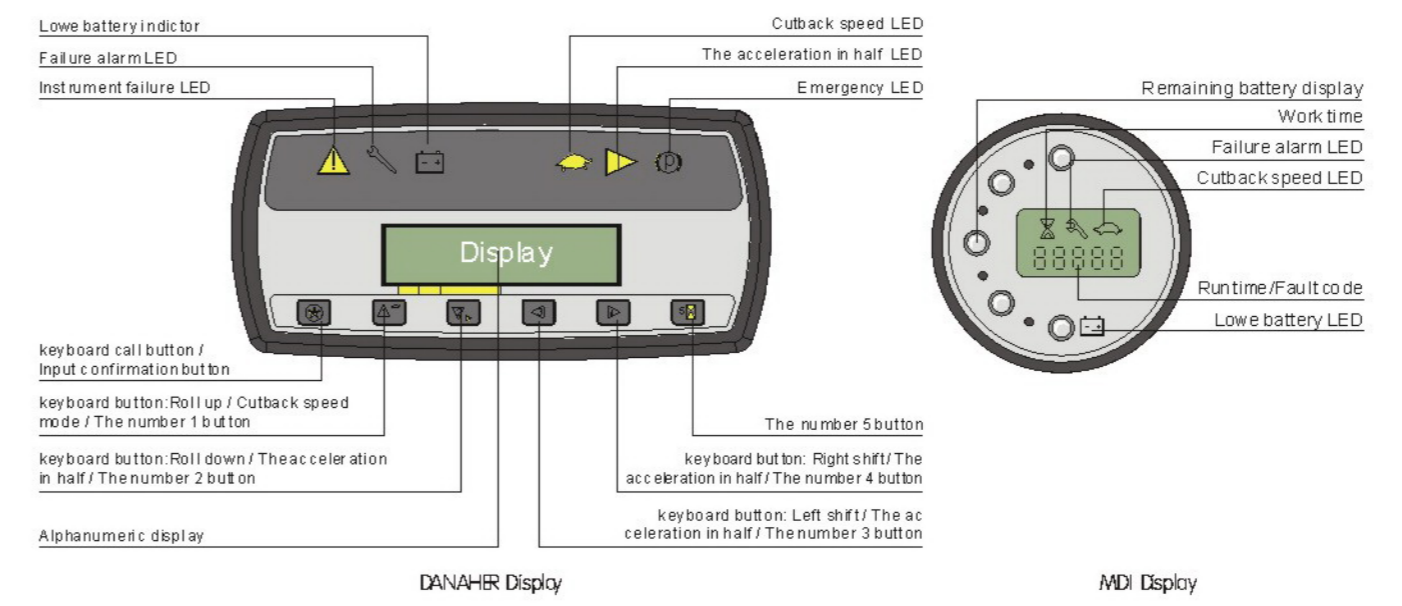


Manufacturers Data and Design Characteristics			
Characteristics			
1.01	Manufacture's Name		<b>HELI</b>
1.02	Model Designation		CPD15SH
1.03	Configuration Number		GA2/GA3
1.04	Load Capacity	Q(kg)	1500
1.05	Load Center	c(mm)	500
1.06	Power Type		Battery
1.07	Operator Type		Seated
1.08	Wheelbase	y(mm)	1200
Wheels & Tyres			
2.01	Tyre Type		Superelastic
2.02	Tyres Number (Front/Rear)		2/1x
2.03	Tread (centre of tyre), front	b10 (mm)	840(910*)
2.04	Tread (centre of tyre), rear	b11 (mm)	-
2.05	Tyre Size, Front		18X7-8
2.06	Tyre Size, Rear		18X7-8
Dimensions			
3.01	Load Distance	x(mm)	330
3.02	Mast Tilt Angle F/R	$\alpha / \beta (^{\circ})$	3/6
3.03	Height with Mast Lowered	h1(mm)	1955
3.04	Free Lift	h2(mm)	110
3.05	Standard Lift Height	h3(mm)	3000
3.06	Height with Mast Extended	h4(mm)	4008
3.07	Overhead Guard Height	h6(mm)	2080
3.08	Fork Size T x W x L	s/e/L (mm)	35 x 100 x 920
3.09	Fork Carriage to DIN 15173 A/B		2A
3.10	Length to fork face	L2(mm)	1797
3.11	Overall Width	L1(mm)	990(1060*)
3.12	Outside Turning Radius	Wa(mm)	1467
3.13	Ground Clearance at mast Loaded	m1(mm)	90
3.14	Ground Clearance at centre of wheelbase Loaded	m2 (mm)	100
3.15	Right Stack Aisle width (Pallet size 1000x1000mm, clearance 200mm)	As1(mm)	3088
3.16	Right Stack Aisle width (Pallet size 1200x1200mm, clearance 200mm)	As1'(mm)	3311
Performances			
4.01	Travel Speed, with/without load	km/h	12/12.5
4.02	Lifting Speed, with/without load	m/s	0.28/0.48
4.03	Lowering Speed, with/without load	m/s	0.55/0.45
4.04	Gradient performance with load	%	8
4.05	Max. draw bar pull with load	N	7030
4.06	Acceleration time (10 metres) W/O load	s	4.7/5.0
Weight			
5.01	Total Approximate Weight(W/O battery)	kg	2897/2237
5.02	Axle Loading: Unloaded, Front/Rear	kg	1252/1645
5.03	Axle Loading: Loaded, Front/Rear	kg	3790/607
Battery			
6.01	Battery Voltage/rated capacity(5h)(min/max)	V/Ah	24/720(720/1000)
6.02	battery weight(min/max)	kg	660 (650/750)
6.03	Battery to DIN 43531/35/36/A/B/C		43535A
Motor & Controller			
7.01	Drive Motor - 60 Min. Rating	kW	4.2
7.02	Pump Motor - 15 Min. Rating	kW	6.2
7.03	Drive Motor Control Method		MOSFET/AC
7.04	Pump Motor Control Method		MOSFET/AC
7.05	Service Brake/Parking Brake		Hydraulic/Mechanical
7.06	Relief Pressure	Mpa	17.5

Note: \*Stands for widened car body, 3-stage mast. Stands for widened car body, the width is 1060mm.



**Note:**  
Vertical axle stands for load capacity while horizontal axle stands for load center. Load center is the distance counted from the front of the fork. The base point of the standard load is the center point of the cubic with the same 1000mm dimension in length, width and height. The load capacity should be down, if mast tilts forward, using non-standard forks or loading goods with extra width. Please notice the different load capacity between different load centers according to load chart.




BATTERY COMPARTMENT SIZE			
MODEL	COMPARTMENT SIZE WD x LG x HT	BATTERY SPECIFICATIONS	
		SIZE	STANDARD
CPD15SH-GA2	844 X 499 X 655	830 X 489 X 627	DIN 43 535A
CPD15SH-GA3	844 X 499 X 655	830 X 489 X 627	DIN 43 535A

WIDE VIEW MAST					
Mast model	Max. Lift height (mm)	Capacity at 500mm load center		Height with mast lowered (mm) 1.0-1.5t	Tilting Angle (α/β) (°)
		CPD15SH-GA2	CPD15SH-GA3		
M 200	2000	1500	1500	1455	3/6
M 250	2500	1500	1500	1705	3/6
M 300	3000	1500	1500	1955	3/6
M 330	3300	1500	1500	2105	3/6
M 350	3500	1500	1500	2205	3/6
M 370	3700	1500	1500	2305	3/6
M 400	4000	1450	1450	2505	3/6
M 425	4250	1350	1350	2630	3/6
M 450	4500	1250	1250	2755	3/6
M 500	5000	1150	1150	3005	3/3
M 550	5500	800	800	3305	3/3
M 600	6000	400	400	3655	3/3

WIDE VIEW FULL FREE 2-STAGE MAST							
Mast model	Max. Lift height (mm)	Capacity at 500mm load center		Height with mast lowered (mm) 1.0-1.5t	Free lift (With STD backrest) (mm) 1.0-1.5t	Free lift (Without STD backrest) (mm) 1.0-1.5t	Tilting Angle (α/β) (°)
		CPD15SH-GA2	CPD15SH-GA3				
ZM200	2000	1500	1500	1475	425	825	3/6
ZM250	2500	1500	1500	1725	675	1075	3/6
ZM300	3000	1500	1500	1975	925	1375	3/6
ZM330	3300	1500	1500	2125	1075	1475	3/6
ZM350	3500	1500	1500	2225	1175	1575	3/6
ZM370	3700	1500	1500	2325	1275	1675	3/6
ZM400	4000	1450	1450	2525	1475	1875	3/6

WIDE VIEW FULL FREE 3-STAGE MAST							
Mast model	Max. Lift height (mm)	Capacity at 500mm load center		Height with mast lowered (mm) 1.0-1.5t	Free lift (With STD backrest) (mm) 1.0-21.5t	Free lift (Without STD backrest) (mm) 1.0-1.5t	Tilting Angle (α/β) (°)
		CPD15SH-GA2	CPD15SH-GA3				
ZSM360	3600	1500	1500	1720	640	1050	3/6
ZSM400	4000	1500	1500	1855	775	1185	3/6
ZSM435	4350	1500	1500	1970	890	1300	3/6
ZSM450	4500	1450	1450	2070	940	1350	3/6
ZSM470	4700	1450	1450	2090	1010	1420	3/6
ZSM480	4800	1450	1450	2120	1040	1450	3/6
ZSM500	5000	1400	1400	2225	1145	1555	3/3
ZSM540	5400	1350	1350	2375	1295	1705	3/3
ZSM600	6000	1000	1000	2595	1515	1925	3/3



**Renewable energy technologies**

With the use of the excellent load-sensing steering system and AC controlling renewable energy technologies, the forklift is more energy-saving and the working hour of the battery is extended by 15%.

**↑15%**  
THE PERFORMANCE OF BATTERY INCREASES